



# Starlight 2

## TEST BOOKLET

Virginia Evans - Jenny Dooley  
Ksenia Baranova - Victoria Kopylova  
Radislav Millrood




  
**PROSVESHCHENIYE**  
PUBLISHERS



**Express Publishing**



# Звёздный АНГЛИЙСКИЙ



## АНГЛИЙСКИЙ ЯЗЫК

Контрольные задания

**2 класс**

Учебное пособие  
для общеобразовательных организаций  
и школ с углублённым изучением английского языка

8-е издание

Москва  
Express Publishing  
«Просвещение»  
2018



УДК 373.167.1:811.111  
ББК 81.2Англ-922  
А64

0+

Серия «Звёздный английский» основана в 2009 году.

**Авторы:** К. М. Баранова, Д. Дули, В. В. Копылова, Р. П. Мильруд, В. Эванс  
**Authors:** Virginia Evans, Jenny Dooley, Ksenia Baranova, Victoria Kopylova, Radislav Millrood

## Acknowledgements

### Authors' Acknowledgements

We would like to thank all the staff at Express Publishing who have contributed their skills to producing this book. Thanks are due in particular to: Meryl Phillips (Editor-in-Chief); Julie Rich (senior editor); Nina Peters and Rianna Diamond (editorial assistants); Alex Barton (senior production controller) and the Express Publishing design team. We would also like to thank those institutions and teachers who piloted the manuscript, and whose comments and feedback were invaluable in the production of the book.

Colour Illustrations: Pan, Stone.

**While every effort has been made to trace all the copyright holders, if any have been inadvertently overlooked, the publishers will be pleased to make the necessary arrangements at the first opportunity.**

*Сборник контрольных заданий предназначен для учащихся 2 класса, занимающихся по УМК серии «Звёздный английский» для общеобразовательных организаций и школ с углублённым изучением английского языка. Сборник содержит тестовые задания в двух вариантах к каждому модулю учебника, итоговую контрольную работу и ключи ко всем заданиям сборника.*

## Учебное издание

### Серия «Звёздный английский»

**Баранова** Ксения Михайловна  
**Дули** Дженни  
**Копылова** Виктория Викторовна  
**Мильруд** Радислав Петрович  
**Эванс** Вирджиния



## Английский язык

### Контрольные задания

#### 2 класс

### Учебное пособие для общеобразовательных организаций и школ с углублённым изучением английского языка

Центр лингвистического образования  
Руководитель Центра Ю. А. Смирнов  
Зав. редакцией английского языка М. А. Семичев  
Ответственный за выпуск Н. Н. Самородова  
Редактор и корректор А. П. Савина  
Художественный редактор Н. В. Дождева

Налоговая льгота – Общероссийский классификатор продукции ОК 005-93–953000. Изд. лиц. Серия ИД № 05824 от 12.09.01. Подписано в печать 05.07.17. Формат 60x90 1/8. Бумага офсетная. Гарнитура Прагматика. Печать офсетная. Уч.-изд. л. 2,28. Тираж 5 000 экз. Заказ № 184.

Акционерное общество «Издательство «Просвещение». 127521, Москва, 3-й проезд Марьиной рощи, 41.

Express Publishing, Liberty House, New Greenham Park, Newbury, Berkshire RG19 6HW Tel.: (0044) 1635 817 363 Fax: (0044) 1635 817 463 e-mail: inquiries@expresspublishing.co.uk http://www.expresspublishing.co.uk

Отпечатано по заказу АО «ПолиграфТрейд» в филиале «Тверской полиграфический комбинат детской литературы» ОАО «Издательство «Высшая школа».  
170040, г. Тверь, проспект 50 лет Октября, д. 46. Тел.: +7 (4822) 44-85-98. Факс: +7 (4822) 44-61-51

**SBN 978-5-09-053448-2**

© Express Publishing, 2012  
© Издательство «Просвещение», 2012  
Все права защищены

# Contents

Test 1A .....	5
Test 1B .....	9
Test 2A .....	13
Test 2B .....	17
Test 3A .....	21
Test 3B .....	25
Test 4A .....	29
Test 4B .....	33
Test 5A .....	37
Test 5B .....	41
Test 6A .....	45
Test 6B .....	48
Test 7A .....	51
Test 7B .....	54
Test 8A .....	57
Test 8B .....	60
Exit Test .....	63
Key .....	67







# Test 1 A

NAME: ..... DATE: .....

CLASS: ..... MARK: .....

(Time: 40-45 minutes)

## ● Новые слова


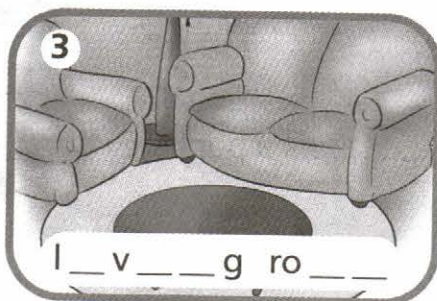
1 Прочитай словосочетания, найди соответствующие им картинки и впиши нужные номера в квадратики. (8 баллов)

- 1 my daddy
- 2 my mummy
- 3 my sister
- 4 my brother



8

2 Вставь пропущенные буквы, чтобы закончить слова. (12 баллов)



12



● Грамматика

3 Посмотри на картинки. Заполнив пропуски, закончи вопросы и ответы, как показано в образце. (28 баллов)

0 Is he nine?  
No, he isn't.  
He's ten.




4 ..... a hat?  
.....  
..... a cap.




1 ..... a frog?  
.....  
..... a duck.




5 ..... clocks?  
.....  
..... balls.



2 ..... tomatoes?  
.....  
..... oranges.



6 ..... eight?  
.....  
..... nine.



3 ..... five?  
.....  
..... seven.



7 ..... a teddy?  
.....  
..... a puppet.





4 Посмотри на картинку и ответь на вопросы. Вставь пропущенные слова.  
(20 баллов)

0 Where's Jill?

**She's** in the bathroom.

1 Where's Larry?

..... in the garden.

2 Where are Sally and Mary?


..... in the living room.

3 Where's the cat?

..... in the garden.

4 Where's Helen?

..... in the kitchen.



	20
--	----

● Чтение и письмо

5 Прочитай текст, выбери правильный ответ и обведи его. (32 балла)

This is Kevin and **0) he / his** family. **1) They / Their** are in the garden. Jen is **2) Kevin's / Kevin** mum. **3) She / Her** is a doctor. Look at Kevin's dad. **4) He / His** is a doctor, too. This is Kevin's sister, Cindy. **5) She / Her** is five. Rex is **6) their / they're** dog. **7) It / Its** is funny! **8) Their / They** are a nice family!



	32
--	----

Total		100
-------	--	-----



# Test 1 B

NAME: .....

DATE: .....

CLASS: .....

MARK: .....

(Time: 40-45 minutes)

## ● Новые слова

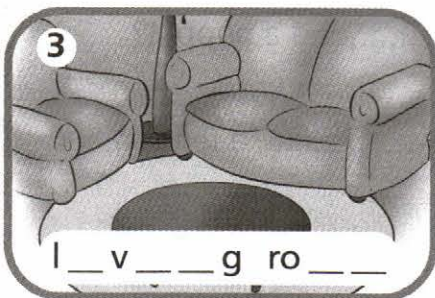


1 Прочитай словосочетания, найди соответствующие им картинки и впиши нужные номера в квадратики. (8 баллов)

- 1 my brother
- 2 my daddy
- 3 my mummy
- 4 my sister



8

2 Вставь пропущенные буквы, чтобы закончить слова. (12 баллов)



12

● **Грамматика**


**3** Посмотри на картинки. Заполни пропуски, закончи вопросы и ответы, как показано в образце. (28 баллов)

**0** Is he nine?  
No, he isn't.  
He's ten.

**4** ..... a cap?  
.....  
..... a hat.



**1** ..... a duck?  
.....  
..... a frog.




**5** ..... apples?  
.....  
..... flowers.



**2** ..... oranges?  
.....  
..... tomatoes.



**6** ..... nine?  
.....  
..... ten.



**3** ..... seven?  
.....  
..... nine.



**7** ..... a puppet?  
.....  
..... a teddy.





4 Посмотри на картинку и ответь на вопросы. Вставь пропущенные слова.  
(20 баллов)

0 Where's Bob?

He's in the bathroom.

1 Where's Peter?

..... in the garden.

2 Where are Fiona and Sara?


..... in the living room.

3 Where's the dog?

..... in the garden.

4 Where's Karen?

..... in the kitchen.



	20
--	----

## ● Чтение и письмо

5 Прочитай текст, выбери правильный ответ и обведи его. (32 балла)

This is Ryan and **0) he** / **(his)** family. **1) They** / **Their** are in the kitchen. Kelly is **2) Ryan's** / **Ryan** mum. **3) She** / **Her** is a teacher. Look at Ryan's dad. **4) He** / **His** is a teacher, too. This is Ryan's little sister, Diane. **5) She** / **Her** is three. Fluffy is **6) their** / **they're** cat. **7) It** / **Its** is funny! **8) Their** / **They** are a nice family!



32

Total		100
-------	--	-----



# Test 2 A

NAME: .....

DATE: .....

CLASS: .....


MARK: .....

(Time: 40-45 minutes)

## ● Новые слова

### 1 Сделай подписи к рисункам. (15 баллов)

0



robot


1



2



3



4



5



15

### 2 Прочитай подписи к рисункам и раскрась их. (9 баллов)

1




a blue circle

2



a green triangle

3



a yellow rectangle

9

● Грамматика


3 А или an? Заполни пропуски. (24 балла)

0



a duck

1



..... orange

2



..... jaguar

3



..... elf

4




..... cap

5



..... umbrella

6



..... nut

7



..... ant

8




..... queen




4 Прочитай вопросы и ответы, выбрав правильные предлоги. (24 балла)



0 Where's the yo-yo?  
It's **on** the table.  
It's **in** the table.




1 Where's the rabbit?  
It's **under** the cupboard.  
It's **in** the cupboard.



2 Where's the dog?  
It's **on** the bed.  
It's **under** the bed.



3 Where are the children?  
They're **on** the tree.  
They're **under** the tree.



4 Where's the robot?  
It's **on** the table.  
It's **under** the table.




5 Where's the iguana?  
It's **under** the hat.  
It's **in** the hat.



6 Where's the cat?  
It's **on** the hat.  
It's **in** the hat.




7 Where are the bears?  
They're **on** the wall.  
They're **in** the wall.



8 Where's the popcorn?  
It's **under** the car.  
It's **in** the car.

24

## 5 Прочитай предложения и раскрась игрушки. (28 баллов)



The red teddy is on the bed.

The orange teddy is under the desk.

The blue teddy is in the cupboard.

The yellow teddy is on the chair.

The green teddy is under the bed.

The pink teddy is in the hat.

The grey teddy is under the chair.

	28
--	----

Total		100
-------	--	-----



# Test 2 B

NAME: .....

DATE: .....

CLASS: .....

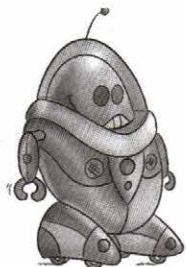
MARK: .....

(Time: 40-45 minutes)

## ● Новые слова

### 1 Сделай подписи к рисункам. (15 баллов)

0



robot


1



2




3



4




5



	15
--	----


### 2 Прочитай подписи к рисункам и раскрась их. (9 баллов)

1




a blue triangle

2



a yellow rectangle

3



a green circle

	9
--	---

● Грамматика

3 А или an? Заполни пропуски. (24 балла)

0



a duck

1




..... jaguar

2



..... elf

3



..... orange

4



..... nut

5



..... queen

6




..... ant

7



..... cap


8



..... umbrella



4 Прочитай вопросы и ответы, выбрав правильные предлоги. (24 балла)




0 Where's the yo-yo?  
It's **on** the table.  
It's **in** the table.




1 Where's the lamp?  
It's **under** the chair.  
It's **on** the chair.



2 Where's the rabbit?  
It's **on** the umbrella.  
It's **under** the umbrella.



3 Where's the robot?  
It's **under** the bed.  
It's **on** the bed.



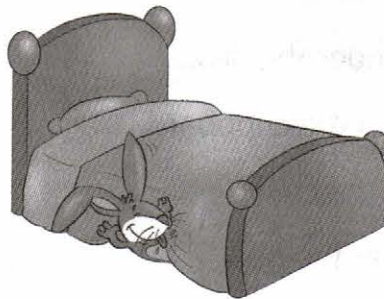
4 Where's the clock?  
It's **in** the cupboard.  
It's **under** the cupboard.



5 Where are the eggs?  
They're **on** the baskets.  
They're **in** the baskets.



6 Where are the flowers?  
They're **in** the vase.  
They're **under** the vase.




7 Where's the rabbit?  
It's **under** the bed.  
It's **in** the bed.



8 Where's the bike?  
It's **in** the tree.  
It's **under** the tree.

5 Прочитай предложения и раскрась мячи. (28 баллов)



- The pink ball is on the bed.
- The green ball is under the desk.
- The orange ball is in the cupboard.
- The blue ball is on the chair.
- The red ball is under the bed.
- The grey ball is in the bag.
- The yellow ball is under the chair.

	28
--	----

Total		100
-------	--	-----



# Test 3 A

NAME: ..... DATE: .....

CLASS: ..... MARK: .....

(Time: 40-45 minutes)

## ● Новые слова

1 Посмотри на картинки, прочитай предложения и отметь галочкой (✓) правильные, а крестиком (X) неправильные предложения. (20 баллов)

0



This is a head.

1



This is a foot.

2



This is a mouth.

3



This is a leg.

4



This is an arm.

5



This is a hand.

20

● Грамматика

2 Прочитай фразы и соедини их с соответствующими картинками.  
(28 баллов)

0



1



2



3



4



5



6



7



Stamp your feet!

Clap your hands!

Come in!

Wave your arms!

Close your book!

Nod your head!

Stand up!

Don't open the door!



3 Посмотри на картинки и заполни пропуски. (24 балла)

0 Has he got a cap?  
No, he hasn't. He's got a hat.




1 ..... a puppy?  
.....




2 ..... small ears?  
.....



3 ..... a cat?  
.....




4 ..... a duck?  
.....



5 ..... a bird?  
.....




6 ..... big ears?  
.....



## ● Чтение и письмо

4 Прочитай текст, нарисуй *Floppy the Monster* и раскрась его. (28 баллов)

My name is Floppy the Monster. I've got green hair and four big red eyes.  
I've got a big nose and big ears. I've got six green arms and three pink legs.



	28
--	----

Total		100
-------	--	-----



# Test 3 B

NAME: ..... DATE: .....  
CLASS: ..... MARK: .....  
(Time: 40-45 minutes)

## ● Новые слова

1 Посмотри на картинки и отметь галочкой (✓) правильные и крестиком (X) неправильные предложения. (20 баллов)

0



This is a head.

1




This is a hand.

2



This is a tummy.

3



This is an arm.

4



This is a leg.

5



This is a nose.

20

● Грамматика

2 Прочитай фразы и соедини их с соответствующими картинками.  
(28 баллов)

0



1



2



3



4



5



6



7



Stamp your feet!

Stand up!

Clap your hands!

Don't open the door!

Close your book!

Wave your arms!

Come in!

Nod your head!



3 Посмотри на картинки и заполни пропуски. (24 балла)

0 Has he got a cat?


No, he hasn't. He's got a dog.




1 ..... a puppy?



2 ..... small ears?



3 ..... a computer?




4 ..... small nose?



5 ..... a hat?




6 ..... a brother?



## ● Чтение и письмо

4 Прочитай текст, нарисуй *Siggy the Monster* и раскрась его. (28 баллов)

My name is Siggy the Monster. I've got yellow hair and five small blue eyes.  
I've got a small nose and big ears. I've got five red arms and four green legs.



	28
--	----

Total		100
-------	--	-----



# Test 4 A

NAME: .....

DATE: .....

CLASS: .....

MARK: .....

(Time: 40-45 minutes)

## ● Новые слова


1 Посмотри на картинки и отметь галочкой (✓) правильные и крестиком (X) неправильные предложения. (20 баллов)



This is a piano.




This is a recorder.



This is a triangle.



This is a guitar.



This is a drum.



This is a tambourine.

20



● Грамматика

2 Посмотри на картинки и заполни пропуски. (20 баллов)

0 She  can dance, but she  can't draw.

1 She  ..... and she  .....

2 He  ....., but he  .....

3 He  ..... and he  .....

4 She  ....., but she  .....




3 Составь вопросы и подчеркни правильные ответы. (30 баллов)



0 Can he jump?

- Yes, he can.
- No, he can't.




1 ..... climb?

- Yes, it can.
- No, it can't.




2 ..... fly?

- Yes, it can.
- No, it can't.



3 ..... swim?

- Yes, they can.
- No, they can't.



4 ..... fly?

- Yes, they can.
- No, they can't.




5 ..... dance?

- Yes, she can.
- No, she can't.

● Чтение и письмо

4 Прочитай текст и закончи его, выбрав нужные слова.  
Обведи правильный вариант. (30 баллов)

This **0) is** a monkey. It **1)** ..... a big mouth and big eyes. It **2)** ..... a long tail and long arms. It **3)** ..... big ears. It **4)** ..... jump and run, but it **5)** ..... fly.



- |                              |                      |                     |
|------------------------------|----------------------|---------------------|
| <b>0</b> <b>A</b> is         | <b>B</b> are         | <b>C</b> can        |
| <b>1</b> <b>A</b> are        | <b>B</b> has got     | <b>C</b> hasn't got |
| <b>2</b> <b>A</b> 's got     | <b>B</b> 've got     | <b>C</b> can        |
| <b>3</b> <b>A</b> hasn't got | <b>B</b> haven't got | <b>C</b> can        |
| <b>4</b> <b>A</b> 's got     | <b>B</b> can't       | <b>C</b> can        |
| <b>5</b> <b>A</b> can        | <b>B</b> 's got      | <b>C</b> can't      |

	30
--	----

Total		100
-------	--	-----



# Test 4 B

NAME: ..... DATE: .....

CLASS: ..... MARK: .....


(Time: 40-45 minutes)

## ● Новые слова

1 Посмотри на картинки и отметь галочкой (✓) правильные и крестиком (X) неправильные предложения. (20 баллов)



This is a piano.



This is a triangle.



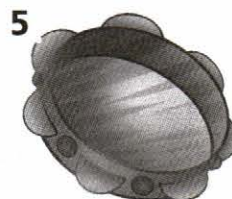
This is a recorder.



This is a drum.



This is a tambourine.



This is a guitar.

20

● Грамматика

2 Посмотри на картинки и заполни пропуски. (20 баллов)

0 She  can dance, but she  can't draw.

1 He  ..... and he  .....

2 She  ..... and she  .....

3 She  ..... and she  .....

4 He  ..... , but he  .....

	20
--	----



3 Составь вопросы и подчеркни правильные ответы. (30 баллов)




0 Can he jump?

- Yes, he can.
- No, he can't.



1 ..... dance?

- Yes, it can.
- No, it can't.




2 ..... climb?

- Yes, it can.
- No, it can't.



3 ..... fly?

- Yes, they can.
- No, they can't.



4 ..... run?

- Yes, it can.
- No, it can't.




5 ..... sing?

- Yes, she can.
- No, she can't.

● Чтение и письмо

4 Прочитай текст и закончи его, выбрав нужные слова.  
Обведи правильный вариант. (30 баллов)

This **0)** is a horse. It  
**1)** ..... a big mouth and big  
 eyes. It **2)** .....  
 a long tail and hooves. It  
**3)** ..... big ears. It  
**4)** ..... jump and  
 run, but it **5)** ..... fly.



- |                       |                      |                     |
|-----------------------|----------------------|---------------------|
| 0 <b>A</b> is         | <b>B</b> are         | <b>C</b> can        |
| 1 <b>A</b> has got    | <b>B</b> are         | <b>C</b> hasn't got |
| 2 <b>A</b> 's got     | <b>B</b> 've got     | <b>C</b> can        |
| 3 <b>A</b> hasn't got | <b>B</b> haven't got | <b>C</b> can        |
| 4 <b>A</b> 's got     | <b>B</b> can         | <b>C</b> can't      |
| 5 <b>A</b> can        | <b>B</b> 's got      | <b>C</b> can't      |

	30
--	----

Total		100
-------	--	-----



# Test 5 A

NAME: ..... DATE: .....

CLASS: ..... MARK: .....

(Time: 40-45 minutes)

## ● Новые слова

1 Посмотри на картинки и отметь галочкой (✓) правильные и крестиком (X) неправильные предложения. (4 балла)

0



This is a frog.

1




This is a duck.

2



This is a bird.

3



This is a monkey.

4



This is a butterfly.

	4
--	---

2 Соедини названия цифр с рисунками. (28 баллов)

0 fourteen

1 eleven

2 nineteen

3 sixteen

11 17 14 20 12 19 15 16

4 twenty

5 fifteen

6 seventeen

7 twelve

	28
--	----

● Грамматика


3 Посмотри на картинки и **обведи** правильное слово. (16 баллов)



1 zebra  
zebras



2 spider  
spiders



3 glass  
glasses




4 cap  
caps



5 bat  
bats



6 elephant  
elephants



7 fox  
foxes




8 ghost  
ghosts

	16
--	----



4 Напиши, чем отличаются картинки А и В. (32 балла)



In picture B I can see ...

0 three puppies

1 .....

5 .....

2 .....

6 .....

3 .....

7 .....


4 .....

8 .....

● Чтение и письмо

5 Прочитай текст и закончи его, выбрав правильный ответ. (30 баллов)

Horses 0) **are** beautiful animals. They 1) ..... got four 2) ..... and a long tail. They are very strong and they 3) ..... run very fast! I really want 4) ..... horse!



- |                  |               |               |
|------------------|---------------|---------------|
| 0 <b>A</b> are   | <b>B</b> have | <b>C</b> is   |
| 1 <b>A</b> can   | <b>B</b> are  | <b>C</b> have |
| 2 <b>A</b> leg's | <b>B</b> legs | <b>C</b> leg  |
| 3 <b>A</b> is    | <b>B</b> have | <b>C</b> can  |
| 4 <b>A</b> a     | <b>B</b> the  | <b>C</b> an   |

	20
--	----

<b>Total</b>		100
--------------	--	-----




# Test 5 B

NAME: ..... DATE: .....  
CLASS: ..... MARK: .....  
(Time: 40-45 minutes)

## ● Новые слова

1 Посмотри на картинки и отметь галочкой (✓) правильные и крестиком (X) неправильные предложения. (4 балла)



	4
--	---

2 Соедини названия цифр с рисунками. (28 баллов)

0 fourteen      1 twenty      2 twelve      3 fifteen

15   13   14   12   18   11   20   17

4 eleven      5 seventeen      6 thirteen      7 eighteen

	28
--	----

● Грамматика

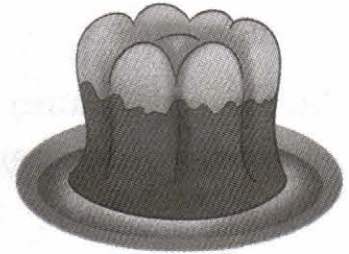
3 Посмотри на картинки и **обведи** правильное слово. (16 баллов)




1 bird  
birds



2 puppet  
puppets



3 cake  
cakes



4 banana  
bananas



5 clock  
clocks



6 book  
books



7 cherry  
cherries



8 tooth  
teeth



4 Напиши, чем отличаются картинки А и В. (32 балла)



In picture B I can see ...

0 three puppies

1 .....

5 .....

2 .....

6 .....

3 .....

7 .....

4 .....

8 .....

32

● Чтение и письмо

5 Прочитай текст и закончи его, выбрав правильный ответ. (30 баллов)

Monkeys **0**) are very funny animals! They **1**) ..... got four legs and **2**) ..... very long tail. They **3**) ..... climb and they like **4**) .....  
I like monkeys!



- |                           |                   |                 |
|---------------------------|-------------------|-----------------|
| <b>0</b> <b>A</b> are     | <b>B</b> have     | <b>C</b> is     |
| <b>1</b> <b>A</b> have    | <b>B</b> can      | <b>C</b> are    |
| <b>2</b> <b>A</b> the     | <b>B</b> an       | <b>C</b> a      |
| <b>3</b> <b>A</b> have    | <b>B</b> can      | <b>C</b> is     |
| <b>4</b> <b>A</b> bananas | <b>B</b> banana's | <b>C</b> banana |

	20
--	----

Total		100
-------	--	-----



# Test 6 A

NAME: ..... DATE: .....

CLASS: ..... MARK: .....

(Time: 40-45 minutes)

## ● Новые слова

1 Посмотри на картинки и обведи правильное слово. (15 баллов)


0



potatoes

tomatoes

1



sweets

peas

2



juice

jam


3



chocolate

cake

4



carrots

oranges

5



sweets

lollipops

	15
--	----

● Грамматика

2 Посмотри на картинки и составь вопросы и ответы. Запиши их.  
(9 баллов)




cake



jam



football



potatoes

0 Does he like cake?

No, he doesn't.

1 .....?

Yes, .....

2 .....?

Yes, .....

3 .....?

No, .....

	9
--	---

3 Прочитай предложения и подчеркни правильное слово. (20 баллов)

0 Mary **don't/doesn't** ride her bike to school.

1 **Do/Does** Tom like pears?

2 We **like/likes** lollipops!

3 They **don't/doesn't** sing songs in their class.

4 **Do/Does** you live in Russia?

5 Mike **love/loves** chocolate ice cream!


	20
--	----



● Чтение и письмо

4 Заполнив пропуски, закончи текст и прочитай его. (36 баллов)

Martha **0) is (be)** eight. She **1) .....** **(live)** in London. Every Saturday morning, she **2) .....** **(go)** to the park with her friends, Tim and Scott. They **3) .....** **(ride)** their bikes in the park and they **4) .....** **(play)** football together. Scott **5) .....** **(love)** playing football! Martha **6) .....** **(like)** climbing up trees in the park! Tim's mummy **7) .....** **(make)** sandwiches and all the children **8) .....** **(eat)** together in the park. Saturdays **9) .....** **(be)** lots of fun!



	36
--	----

5 Прочитай текст ещё раз и напиши *yes* (если предложение правильное) или *no* (если предложение неправильное). (20 баллов)

- |   |           |                                       |       |
|---|-----------|---------------------------------------|-------|
| <b>0</b> Martha is seven.                     | <b>no</b> | <b>3</b> Tim likes climbing up trees. |       |
| <b>1</b> She lives in Moscow.                 | .....     |                                       | ..... |
| <b>2</b> The children play football together. | .....     | <b>4</b> The children eat sandwiches. | ..... |

	20
--	----

Total		100
-------	--	-----

# Test 6 B

NAME: ..... DATE: .....

CLASS: ..... MARK: .....

(Time: 40-45 minutes)

## ● Новые слова

1 Посмотри на картинки и обведи правильное слово. (15 баллов)

0



potatoes

tomatoes

1



pears

lollipops


2



sweets

chocolate

3



carrots

peas


4



jam

ice cream

5



tomatoes

potatoes

15



● Грамматика

2 Посмотри на картинки и составь вопросы и ответы. Запиши их.  
(9 баллов)



cake



music



jam



ice cream

0 Does he like cake?

No, he doesn't.

1 .....?

Yes, .....

2 .....?

No, .....

3 .....?

Yes, .....

	9
--	---

3 Прочитай предложения и подчеркни правильное слово. (20 баллов)

0 Mary **don't/doesn't** ride her bike to school.

1 I **don't/doesn't** like carrots.

2 Lilly **love/loves** lollipops!

3 **Do/Does** Jim play for the school football team?

4 Mike **don't/doesn't** like fruit.


5 I **ride/rides** my bike to school.

	20
--	----

● Чтение и письмо

4 Заполнив пропуски, закончи текст и прочитай его. (36 баллов)

Ken **0) is (be)** seven. He **1) .....** **(love)** animals! Every Sunday morning, he **2) .....** **(meet)** his friend, Ben, and they **3) .....** **(go)** to the zoo. They really **4) .....** **(like)** it there! Their favourite animal **5) .....** **(be)** the monkey. Its name is Mika. She **6) .....** **(like)** to jump and she **7) .....** **(eat)** bananas. Ken and Ben **8) .....** **(love)** Sundays at the zoo!



	36
--	----

5 Прочитай текст ещё раз и напиши *yes* (если предложение правильное) или *no* (если предложение неправильное). (20 баллов)

- |  |            |                                     |       |
|--|------------|-------------------------------------|-------|
| <b>0</b> Ken is seven.                 | <b>yes</b> | <b>3</b> Mika eats bananas.         | ..... |
| <b>1</b> Ken meets Ben every Saturday. | .....      | <b>4</b> Ken and Ben go to the zoo. | ..... |
| <b>2</b> Mika is an elephant.          | .....      |                                     |       |

	20
--	----

<b>Total</b>		<b>100</b>
--------------	--	------------



# Test 7 A

NAME: ..... DATE: .....

CLASS: ..... MARK: .....


(Time: 40-45 minutes)

## ● Новые слова

1 Прочитай предложения (а-е) и отметь, каким картинкам они соответствуют. (12 баллов)

a It's sunny.


0 a



1



2



b It's raining.

c It's hot.

d It's cold.

3



4




e It's snowing.

12

2 Вставь пропущенные буквы, чтобы закончить слова. (18 баллов)


0 s p r i n g



1 su \_ \_ e \_



2 au \_ \_ m \_



3 wi \_ \_ \_ r



18

● **Грамматика**

**3 Составь предложения и запиши их. (25 баллов)**

0 garden. – the – in – I'm – playing

**I'm playing in the garden.**

1 to – listening – music. – She's

.....

2 bikes. – riding – We're – our

.....

3 an – He's – ice cream. – eating

.....

4 the – playing – in – They're – park.

.....

5 singing – song. – a – You're

.....

	25
--	----

**4 Закончи предложения, выбрав правильный ответ (A или B). (25 баллов)**

0 Lucy ..... playing the piano.

**A** is                      **B** are

3 Listen! Mike is .....

**A** singing              **B** sing

1 Look! It ..... raining!

**A** are                      **B** is

4 We ..... a picture.

**A** is drawing              **B** are drawing

2 I ..... reading a book.

**A** are                      **B** am

5 You ..... to school.


**A** are going              **B** am going

	25
--	----



● Чтение и письмо

5 Прочитай текст и впиши имена детей в пропуски.  
(20 баллов)



The children are in the park today. Can you see Molly? She's eating an ice cream under the tree. Mark is sitting under the tree, too. He's eating a sandwich. And that's Tim. He's riding his new bike. Kate and Harry are playing football. Where is Sue? Oh, there she is! She's drawing a picture. The children are having lots of fun in the park today!

	20
--	----

Total		100
-------	--	-----



# Test 7 B

NAME: ..... DATE: .....

CLASS: ..... MARK: .....

(Time: 40-45 minutes)

## ● Новые слова

1 Прочитай предложения (а-е) и отметь, каким картинкам они соответствуют. (12 баллов)

a It's sunny.

0 a



1



2




b It's hot.

c It's snowing.

d It's raining.

3



4




e It's cold.

12

2 Вставь пропущенные буквы, чтобы закончить слова. (18 баллов)


0 s p r i n g



1 su \_ \_ e \_



2 au \_ \_ m \_



3 wi \_ \_ \_ r



18



● **Грамматика**

**3 Составь предложения и запиши их. (25 баллов)**

0 garden. – the – in – I'm – playing

**I'm playing in the garden.**

1 picture. – You're – a – drawing

.....

2 a – He's – book. – reading

.....

3 sunny – today. – It's

.....

4 football. – They're – playing

.....

5 the – She's – dentist. – going – to

.....

	<b>25</b>
--	-----------

**4 Закончи предложения, выбрав правильный ответ (A или B). (25 баллов)**

0 Lucy ..... playing the piano.

**A** is                      **B** are

3 I ..... riding my bike.

**A** am                      **B** are

1 Kim ..... going to the park.

**A** is                      **B** am

4 Sam ..... to music.

**A** is listening              **B** are listening

2 Kelly and I ..... chocolate ice cream.

**A** are eating              **B** is eating


5 The boys are ..... a book.

**A** read                      **B** reading

	<b>25</b>
--	-----------

● Чтение и письмо

5 Прочитай текст и впиши имена детей в пропуски.  
(20 баллов)



It's sunny today! The children are in the garden. Can you see Mary? She's reading a book. Phil is listening to music and Anna is singing. Look at Stan! He's climbing up that big tree! And look at Tom and Tina. They're playing with their dog, Spot. What a lovely day in the garden!

	20
--	----

Total		100
-------	--	-----



# Test 8 A

NAME: .....

DATE: .....

CLASS: .....

MARK: .....

(Time: 40-45 minutes)

## ● Новые слова

1 Посмотри на картинки и **обведи** правильное слово. (30 баллов)

0



jacket

**vest**

1



dress

jumper

2



shoes

socks

3



jacket

jumper

4



cap

hat

5



shorts

jeans

30

● **Грамматика**

2 Закончи предложения, раскрыв скобки. Используй *Present Simple* или *Present Continuous*. (30 баллов)

- 0 Kate **is wearing (wear)** her new shoes.
- 1 ..... **(she/play)** the piano?
- 2 Kevin ..... **(not/read)** a book.
- 3 Oh no! It ..... **(rain)** today!
- 4 Jenny and Pat ..... **(not/go)** for a swim!
- 5 ..... **(he/wear)** his boots?
- 6 I ..... **(eat)** a vanilla ice cream.

	30
--	----

3 Посмотри на картинки, составь вопросы и ответы. Запиши их. (20 баллов)

0 **Is Lucy eating** chocolate? **(eat)**

No, **she isn't.**

1 .....  
 ..... basketball? **(play)**

No, .....

2 .....  
 ..... a vest? **(wear)**


Yes, .....

3 .....  
 ..... to music? **(listen)**

Yes, .....

4 .....  
 ..... a book? **(read)**

Yes, .....



	20
--	----



● Чтение и письмо

4 Прочитай вопросы и закончи ответы, добавив в каждый из них одно слово. (20 баллов)

0 How many children are there?

**four**

1 Where are the children?

in the .....

2 What's in the tree?


a .....

3 How many girls are there?

.....

4 What has the girl got?

.....



	20
--	----

Total		100
-------	--	-----

# Test 8 B

NAME: ..... DATE: .....

CLASS: ..... MARK: .....

(Time: 40-45 minutes)

## ● Новые слова

1 Посмотри на картинки и **обведи** правильное слово. (30 баллов)

0



jacket

**vest**

1



shoes

boots

2



jumper

T-shirt


3



shorts

jeans

4



dress

socks

5



jumper

jacket

30



● **Грамматика**

2 Закончи предложения, раскрыв скобки. Используй *Present Simple* или *Present Continuous*. (30 баллов)

0 Kate **is wearing (wear)** her new shoes.

1 It ..... **(not/snow)** today.

2 ..... **(they/draw)** a picture?

3 You ..... **(not/wear)** your jacket.

4 I ..... **(go)** to bed.

5 ..... **(he/climb)** up the tree?

6 We ..... **(work)** on the farm now.

	30
--	----

3 Посмотри на картинки, составь вопросы и ответы. Запиши их. (20 баллов)

0 Is Sally wearing a cap? **(wear)**

Yes, **she is.**

1 .....

..... to music? **(listen)**

Yes, .....

2 .....

..... a picture? **(draw)**

Yes, .....

3 .....


..... the piano? **(play)**

No, .....

4 .....

..... a carrot? **(eat)**

No, .....




	20
--	----

● Чтение и письмо

4 Прочитай вопросы и закончи ответы, добавив в каждый из них одно слово. (20 баллов)

- 0 How many children are there?  
**five**
- 1 Where are the children?  
 in the .....
- 2 How many boys are there?  
 .....
- 3 What are the girls making?  
 a .....
- 4 What are the boys playing?  
 .....



	20
--	----

Total		100
-------	--	-----



# Exit Test

NAME: .....

DATE: .....

CLASS: .....

MARK: .....

(Time: 40-45 minutes)

## ● Новые слова

1 Посмотри на картинки и **обведи** правильное слово. (40 баллов)



- a) monkey
- b) spider



- a arm
- b foot




- a nod your head
- b clap your hands



- a bathroom
- b living room



- a bird
- b butterfly



- a square
- b triangle



- a jacket
- b jumper



- a sister
- b brother



- a autumn
- b spring

9




- a** head  
**b** tummy

10



- a** boots  
**b** jeans

11



- a** oranges  
**b** pears

12



- a** jacket  
**b** jumper

13



- a** peas  
**b** carrots

14




- a** jam  
**b** juice

15

20

- a** twenty  
**b** thirteen

16




- a** cake  
**b** sweets

17



- a** jeans  
**b** dress

18



- a** juice  
**b** jam

19



- a** foot  
**b** leg

20



- a** spider  
**b** frog



## ● Грамматика

## 2 Закончи предложения, выбрав правильный ответ (А или В). (40 баллов)

- 0 Sue ..... in the garden. She's in the kitchen.  
**A** isn't                                **B** is
- 1 ..... Kim like chocolate?  
**A** Do                                    **B** Does
- 2 Listen! Jess and Liam ..... the guitar.  
**A** are playing                        **B** is playing
- 3 Fiona and Lyn ..... their bikes to school every day.  
**A** ride                                  **B** rides
- 4 The baby has got two .....  
**A** tooth                                **B** teeth
- 5 Elephants ..... big ears.  
**A** has got                                **B** have got
- 6 This isn't my bike. It's .....  
**A** Mary's                                **B** Mary
- 7 ..... your new shoes?  
**A** Am you wearing  
**B** Are you wearing
- 8 Look! It .....  
**A** is raining                              **B** rain
- 9 Look! There's ..... iguana in the garden.  
**A** a                                        **B** an
- 10 Mum, where's my new dress? It's ..... the wardrobe.  
**A** in                                        **B** under
- 11 ..... have got six legs.  
**A** Butterfly                              **B** Butterflies
- 12 ..... a cat?  
**A** Has she got  
**B** Have she got
- 13 It's hot! ..... the door!  
**A** Open                                  **B** Don't open
- 14 John ..... ride a bike, but he can't swim.  
**A** can't                                  **B** can
- 15 Do you like football? No, I .....  
**A** don't                                  **B** doesn't
- 16 Are the children playing? Yes, .....  
**A** they aren't                          **B** they are
- 17 Tony's ..... are very big!  
**A** feet                                      **B** foots
- 18 Can you play the guitar? .....  
**A** Yes, I can.                              **B** Yes, you can.
- 19 These are my brothers. .... names are Bob and Paul.  
**A** Our                                      **B** Their
- 20 Is Mike climbing up the tree? No, he .....  
**A** doesn't                                **B** isn't

● **Говорение****3 Прочитай предложения и выбери нужные ответы.****Обведи** правильный вариант. (20 баллов)**0 A:** Where's Pam?**B:** **a)** She's in the living room.**b)** She's nine.**1 A:** Is your sister wearing your jacket?**B:** **a)** Yes, she is.**b)** Yes, it's my jacket.**2 A:** What's your favourite fruit?**B:** **a)** Pears! I love pears!**b)** I don't like carrots.**3 A:** A chocolate ice cream, please.**B:** **a)** Thank you.**b)** Here you are.**4 A:** What's the weather like today?**B:** **a)** It's hot!**b)** It's autumn!**5 A:** Do you like ice cream?**B:** **a)** My favourite is chocolate.**b)** Yes, I do.

	20
--	----

<b>Total</b>		100
--------------	--	-----



Module Test 1A

1 1 c      2 a

3 d      4 b

6 Is he  
No, he isn't.

2 1 **kitchen**  
2 **bathroom**

3 **living room**  
4 **garden**

He's

7 Is it  
No, it isn't.  
It's

3 1 Is it  
No, it isn't.  
It's

2 Are they  
No, they aren't.  
They're

3 Is she  
No, she isn't.  
She's

4 Is it  
No, it isn't.  
It's

5 Are they  
No, they aren't.  
They're

4 1 He's      3 It's  
2 They're    4 She's

5 1 They      5 She  
2 Kevin's    6 their  
3 She      7 It  
4 He      8 They

**Module Test 1B**

**1** 1 c    2 b    3 d    4 a

**2** 1 **garden**            3 **living room**  
2 **kitchen**            4 **bathroom**

**3** 1 Is it  
No, it isn't.  
It's

2 Are they  
No, they aren't.  
They're

3 Is he  
No, he isn't.  
He's

4 Is it  
No, it isn't.  
It's

5 Are they  
No, they aren't.  
They're

6 Is she  
No, she isn't.  
She's

7 Is it  
No, it isn't.  
It's

**4** 1 He's            3 It's  
2 They're        4 She's

**5** 1 They            5 She  
2 Ryan's        6 their  
3 She            7 It  
4 He            8 They

**Marking Scheme for Module Tests 1A/B**

<b>1:</b> 4 items x 2 points each	= 8	<b>4:</b> 4 items x 5 points each	= 20
<b>2:</b> 4 items x 3 points each	= 12	<b>5:</b> 8 items x 4 points each	= 32
<b>3:</b> 7 items x 4 points each	= 28	<b>Total</b>	= <u>100</u>



# Module Tests Key

## Module Test 2A

- 1** 1 bike                      4 lamp                      4 on                      7 on  
2 clock                      5 computer                      2 on                      5 under                      8 in  
3 TV                                      3 under                      6 in
- 2** 1 Students colour the circle blue.  
2 Students colour the triangle green.  
3 Students colour the rectangle yellow.
- 3** 1 an                      4 a                      7 an  
2 a                      5 an                      8 a  
3 an                      6 a

## Module Test 2B

- 1** 1 computer                      4 bike                      4 on                      4 in                      7 under  
2 lamp                      5 TV                      2 under                      5 in                      8 under  
3 clock                                      3 on                      6 in
- 2** 1 Students colour the triangle blue.  
2 Students colour the rectangle yellow.  
3 Students colour the circle green.
- 3** 1 a                      4 a                      7 a  
2 an                      5 a                      8 an  
3 an                      6 an

### Marking Scheme for Module Tests 2A/B

<b>1:</b> 5 items x 3 points each	= 15	<b>4:</b> 8 items x 3 points each	= 24
<b>2:</b> 3 items x 3 points each	= 9	<b>5:</b> 7 items x 4 points each	= 28
<b>3:</b> 8 items x 3 points each	= 24	<b>Total</b>	= 100

**Module Test 3A**

1 1 **x** 2 **x** 3 ✓ 4 ✓ 5 **x**

- 2
- 1 Wave your arms!
  - 2 Close your book!
  - 3 Nod your head!
  - 4 Clap your hands!
  - 5 Come in!
  - 6 Stand up!
  - 7 Don't open the door!

- 3 Have they got  
No, they haven't. They've got a dog.
- 4 Has he got  
No, he hasn't. He's got a dog.
- 5 Has she got  
No, she hasn't. She's got a butterfly.
- 6 Has it got  
No, it hasn't. It's got small ears.

- 3
- 1 Has she got  
No, she hasn't. She's got a teddy.
  - 2 Has it got  
No, it hasn't. It's got big ears.

4 (*Students' own drawings*)

**Module Test 3B**

1 1 **x** 2 **x** 3 ✓ 4 ✓ 5 **x**

- 2
- 1 Nod your head!
  - 2 Clap your hands!
  - 3 Close your book!
  - 4 Wave your arms!
  - 5 Don't open the door!
  - 6 Come in!
  - 7 Stand up!

- 3 Have they got  
No, they haven't. They've got a ball.
- 4 Has he got  
No, he hasn't. He's got a big nose.
- 5 Has she got  
No, she hasn't. She's got a cap.
- 6 Has she got  
No, she hasn't. She's got a sister.

- 3
- 1 Has she got  
No, she hasn't. She's got a cat.
  - 2 Has it got  
No, it hasn't. It's got big ears.

4 (*Students' own drawings*)

**Marking Scheme for Module Tests 3A/B**

1: 5 items x 4 points each	= 20	3: 6 items x 4 points each	= 24
2: 7 items x 4 points each	= 28	4:	= 28
			<b>Total</b> = 100



**Module Test 4A**

**1** 1 ✓ 2 ✓ 3 ✗ 4 ✗ 5 ✗

- 2** 1 can swim, can sing  
 2 can run, can't sing  
 3 can jump, can climb  
 4 can play football, can't ride a bike

**3** 1 Can it...  
 No, it can't.

2 Can it...  
 Yes, it can.

3 Can they...  
 Yes, they can.

4 Can they...  
 No, they can't.

5 Can she...  
 Yes, she can.

**4** 1 B 2 A 3 A 4 C 5 C

**Module Test 4B**

**1** 1 ✓ 2 ✓ 3 ✗ 4 ✗ 5 ✗

- 2** 1 can jump, can run  
 2 can't play the guitar, can't ride a bike  
 3 can sing, can swim  
 4 can climb, can't play football

**3** 1 Can it...  
 No, it can't.

2 Can it...  
 Yes, it can.

3 Can they...  
 Yes, they can.

4 Can it...  
 No, it can't.

5 Can she...  
 Yes, she can.

**4** 1 A 2 A 3 A 4 B 5 C

**Marking Scheme for Module Tests 4A/B**

<b>1:</b> 5 items x 4 points each	= 20	<b>3:</b> 5 items x 6 points each	= 30
<b>2:</b> 4 items x 5 points each	= 20	<b>4:</b> 5 items x 6 points each	= 30
			<b>Total</b> = 100

**Module Test 5A**

- 1 1 ✓      2 ✗      3 ✗      4 ✓
- 2 1 11      3 16      5 15      7 12  
 2 19      4 20      6 17
- 3 1 zebra              5 bats  
 2 spiders            6 elephant  
 3 glasses            7 foxes  
 4 cap                8 ghost

- 4 1 two cakes  
 2 three butterflies  
 3 four trees  
 4 two cats  
 5 four flowers  
 6 two sandwiches  
 7 five bananas  
 8 two cherries

- 5 1 C      2 B      3 C      4 A

**Module Test 5B**

- 1 1 ✗      2 ✗      3 ✓      4 ✗
- 2 1 20      3 15      5 17      7 18  
 2 12      4 11      6 13
- 3 1 birds              5 clock  
 2 puppet            6 books  
 3 cake                7 cherry  
 4 bananas            8 teeth

- 4 1 two bikes  
 2 four cherries  
 3 two caps  
 4 three birds  
 5 two frogs  
 6 four ducks  
 7 three glasses  
 8 two bananas

- 5 1 A      2 C      3 B      4 A

**Marking Scheme for Module Tests 5A/B**

1: 4 items x 1 point each	= 4	4: 8 items x 4 points each	= 32
2: 7 items x 4 points each	= 28	5: 4 items x 5 points each	= 20
3: 8 items x 2 points each	= 16	<b>Total</b>	<b>= 100</b>



**Module Test 6A**

- 1** 1 peas      3 cake      5 sweets  
2 juice      4 oranges
- 2** 1 Does she like jam  
    ...she does  
2 Does she like football  
    ...she does  
3 Does she like potatoes  
    ...she doesn't
- 3** 1 Does      3 don't      5 loves  
    2 like      4 Do
- 4** 1 lives      4 play      7 makes  
    2 goes      5 loves      8 eat  
    3 ride      6 likes      9 are
- 5** 1 no      2 yes      3 no      4 yes

**Module Test 6B**

- 1** 1 lollipops      4 jam  
    2 chocolate      5 potatoes  
    3 carrots
- 2** 1 Does she like music  
    ...she does  
2 Does he like jam  
    ...he doesn't  
3 Does he like ice cream  
    ...he does
- 3** 1 don't      3 Does      5 ride  
    2 loves      4 doesn't
- 4** 1 loves      4 like      7 eats  
    2 meets      5 is      8 love  
    3 go      6 likes
- 5** 1 no      2 no      3 yes      4 yes

**Marking Scheme for Module Tests 6A/B**

<b>1:</b> 5 items x 3 points each	= 15	<b>4:</b> 9 items x 4 points each	= 36
<b>2:</b> 3 items x 3 points each	= 9	<b>5:</b> 4 items x 5 points each	= 20
<b>3:</b> 5 items x 4 points each	= 20	<b>Total</b>	= 100

**Module Test 7A**

- 1 1 e    2 c    3 d    4 b    **4** 1 B    2 B    3 A    4 B    5 A
- 2** 1 **summer**    2 **autumn**    3 **winter**    **5** 1 Mark    3 Kate    5 Tim  
 2 Harry    4 Sue
- 3** 1 She's listening to music.  
 2 We're riding our bikes.  
 3 He's eating an ice cream.  
 4 They're playing in the park.  
 5 You're singing a song.

**Module Test 7B**

- 1 1 e    2 d    3 b    4 c    **4** 1 A    2 A    3 A    4 A    5 B
- 2** 1 **summer**    2 **autumn**    3 **winter**    **5** 1 Stan    3 Tina    5 Phil  
 2 Tom    4 Anna
- 3** 1 You're drawing a picture.  
 2 He's reading a book.  
 3 It's sunny today.  
 4 They're playing football.  
 5 She's going to the dentist.

**Marking Scheme for Module Tests 7A/B**

<b>1:</b> 4 items x 3 points each	= 12	<b>4:</b> 5 items x 5 points each	= 25
<b>2:</b> 3 items x 6 points each	= 18	<b>5:</b> 5 items x 4 points each	= 20
<b>3:</b> 5 items x 5 points each	= 25	<b>Total</b>	= <u>100</u>



**Module Test 8A**

- 1** 1 dress    3 jumper    5 jeans  
2 shoes    4 hat

2 Is Sam wearing  
...he is

3 Is Mina listening  
...she is

4 Is Mary reading  
...she is

- 2** 1 Is she playing  
2 is not reading  
3 is raining  
4 are not going  
5 Is he wearing  
6 am eating

- 4** 1 park            3 one  
2 bird            4 a flower

- 3** 1 Are Eric and Tom playing  
...they aren't

**Module Test 8B**

- 1** 1 boots    3 shorts    5 jumper  
2 T-shirt    4 socks

**3** 1 Is Tina listening  
...she is

2 Is Phil drawing  
...he is

3 Is Ken playing  
...he isn't

4 Is Brenda eating  
...she isn't

- 2** 1 is not snowing  
2 Are they drawing  
3 are not wearing  
4 am going  
5 Is he climbing  
6 are working

- 4** 1 park            3 snowman  
2 three            4 football

**Marking Scheme for Module Tests 8A/B**

<b>1:</b> 5 items x 6 points each	= 30	<b>4:</b> 4 items x 5 points each	= 20
<b>2:</b> 6 items x 5 points each	= 30	<b>Total</b>	= 100
<b>3:</b> 4 items x 5 points each	= 20		

Exit Test

- |          |     |      |      |      |          |     |     |     |
|----------|-----|------|------|------|----------|-----|-----|-----|
| <b>1</b> | 1 b | 6 a  | 11 a | 16 b | <b>3</b> | 1 a | 3 b | 5 b |
|          | 2 a | 7 a  | 12 b | 17 b |          | 2 a | 4 a |     |
|          | 3 a | 8 b  | 13 b | 18 a |          |     |     |     |
|          | 4 b | 9 b  | 14 a | 19 b |          |     |     |     |
|          | 5 b | 10 a | 15 a | 20 a |          |     |     |     |
| <b>2</b> | 1 B | 6 A  | 11 B | 16 B |          |     |     |     |
|          | 2 A | 7 B  | 12 A | 17 A |          |     |     |     |
|          | 3 A | 8 A  | 13 A | 18 A |          |     |     |     |
|          | 4 B | 9 B  | 14 B | 19 B |          |     |     |     |
|          | 5 B | 10 A | 15 A | 20 B |          |     |     |     |

Marking Scheme for Exit Test

<b>1:</b> 20 items x 2 points each	= 40	<b>3:</b> 5 items x 4 points each	= 20
<b>2:</b> 20 items x 2 points each	= 40	<b>Total</b>	= 100



## ***Для заметок***

A series of horizontal dotted lines for writing notes, arranged in a regular grid pattern across the page.

**Для заметок**

A series of horizontal dotted lines for writing notes.



## **Для заметок**

A series of horizontal dotted lines for writing notes.

**Для заметок**

A series of horizontal dotted lines for writing notes.